1. KINX 홈페이지 https://www.kinx.net/idc/aws/consult/ 신청

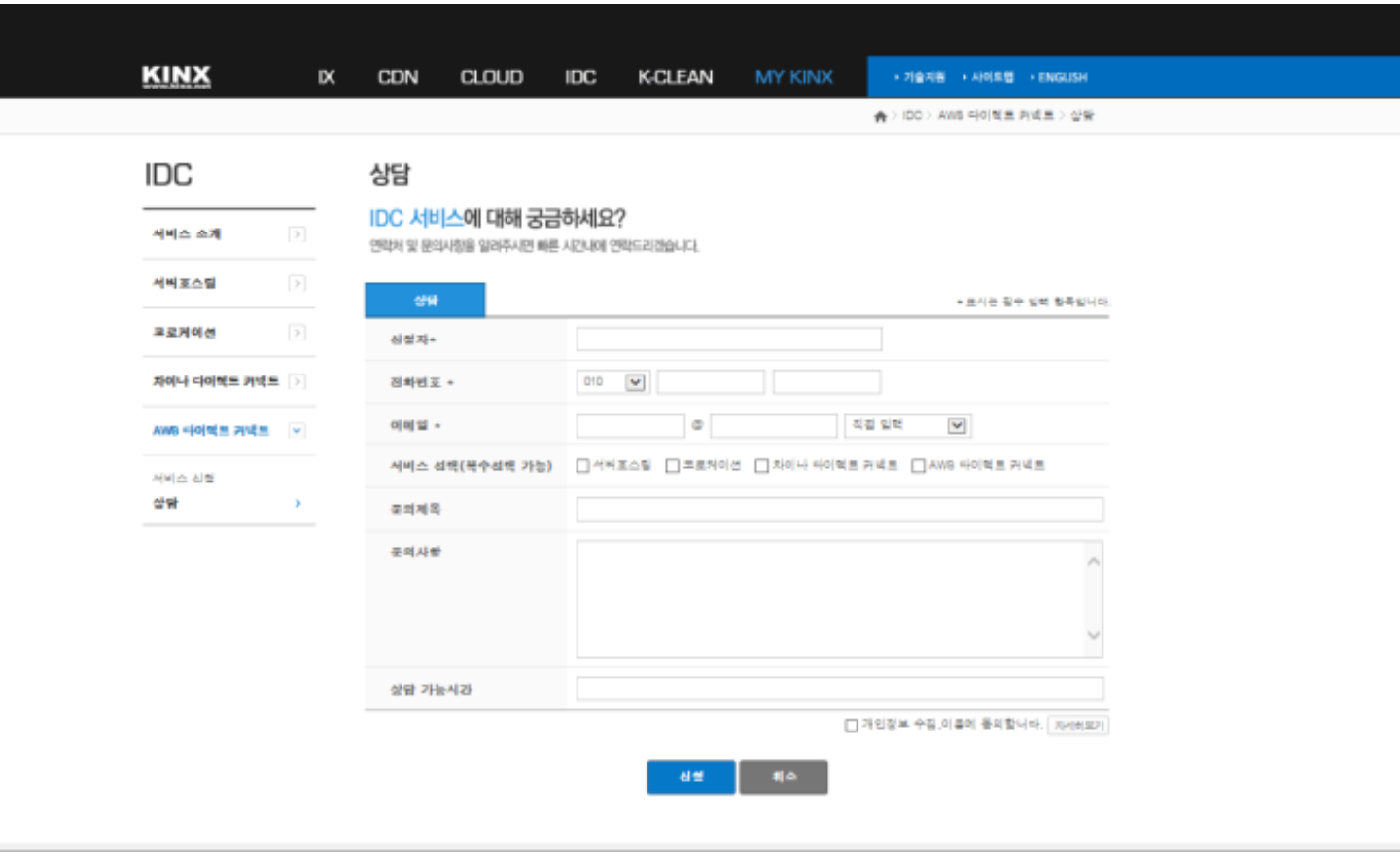

2. Port Speed 할당 및 물리적 회선 연결 완료 (72시간 內)

3. aws.amazon.com 접속

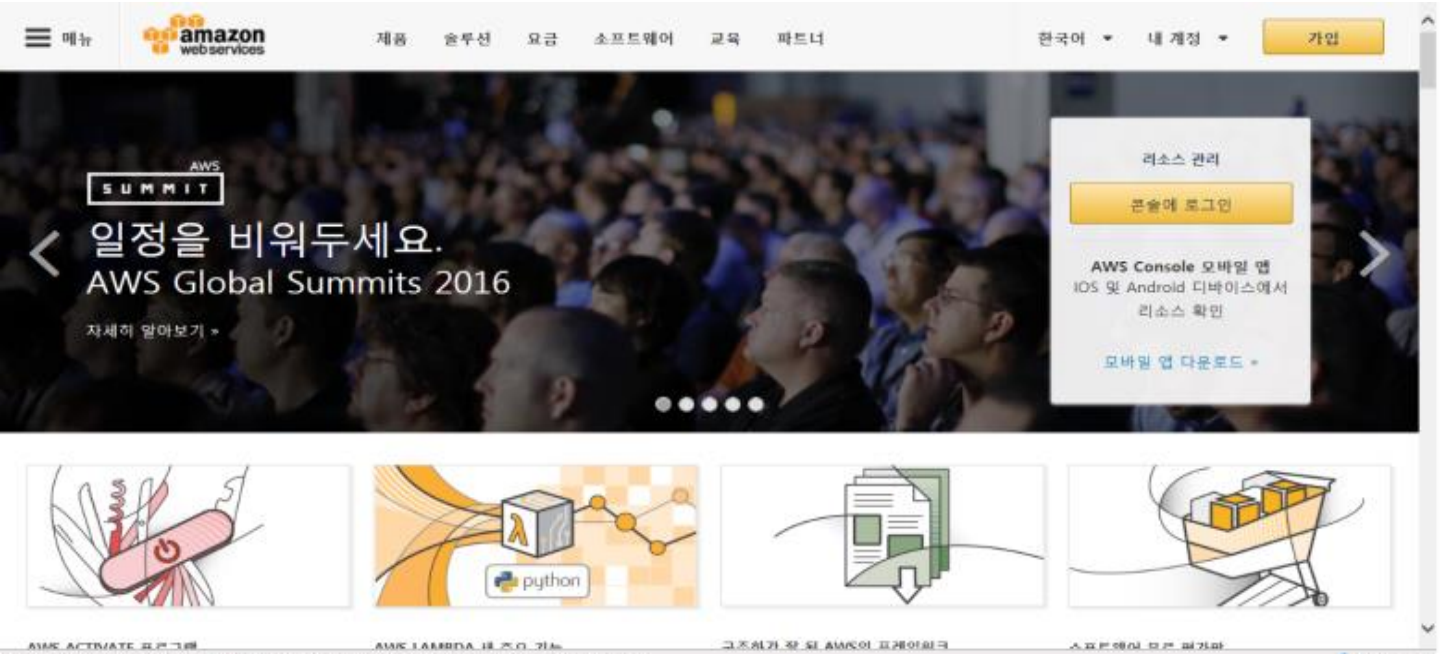

4. AWS 계정 로그인

amazon web services

로그인 또는 AWS 계정 만들기

이메일 또는 휴대폰 번호는 무엇입니까?

이메일 또는 휴대폰 번호:

○ 새 사용자입니다.

◉ 기존 사용자이며
비밀번호는 다음과 같습니다.

보안 서버를 사용하여 로그인

비밀번호가 생각나지 않는 경우

서버 관리 없이 코드 실행
사용해보기
지금 바로 무료로 사용 가능
자세히 알아보기

AWS 계정의 보안을 강화해 주는 AWS Identity and Access Management 및 AWS 멀티 팩터 인증 기능에 대해 자세히 알아보십시오.
AWS 프리 티어 제안 약관 전체 내용 보기

5. 'Direct Connect' 클릭

Amazon Web Services

Compute
- EC2 — Virtual Servers in the Cloud
- EC2 Container Service — Run and Manage Docker Containers
- Elastic Beanstalk — Run and Manage Web Apps
- Lambda — Run Code in Response to Events

Storage & Content Delivery
- S3 — Scalable Storage in the Cloud
- CloudFront — Global Content Delivery Network
- Elastic File System PREVIEW — Fully Managed File System for EC2
- Glacier — Archive Storage in the Cloud
- Import/Export Snowball — Large Scale Data Transport
- Storage Gateway — Hybrid Storage Integration

Database
- RDS — Managed Relational Database Service
- DynamoDB — Managed NoSQL Database
- ElastiCache — In-Memory Cache
- Redshift — Fast, Simple, Cost-Effective Data Warehousing
- DMS PREVIEW — Managed Database Migration Service

Networking
- VPC
- Direct Connect — Dedicated Network Connection to AWS
- Route 53 — Scalable DNS and Domain Name Registration

Developer Tools
- CodeCommit — Store Code in Private Git Repositories
- CodeDeploy — Automate Code Deployments
- CodePipeline — Release Software using Continuous Delivery

Management Tools
- CloudWatch — Monitor Resources and Applications
- CloudFormation — Create and Manage Resources with Templates
- CloudTrail — Track User Activity and API Usage
- Config — Track Resource Inventory and Changes
- OpsWorks — Automate Operations with Chef
- Service Catalog — Create and Use Standardized Products
- Trusted Advisor — Optimize Performance and Security

Security & Identity
- Identity & Access Management — Manage User Access and Encryption Keys
- Directory Service — Host and Manage Active Directory
- Inspector PREVIEW — Analyze Application Security
- WAF — Filter Malicious Web Traffic
- Certificate Manager — Provision, Manage, and Deploy SSL/TLS Certificates

Analytics
- EMR — Managed Hadoop Framework
- Data Pipeline — Orchestration for Data-Driven Workflows
- Elasticsearch Service — Run and Scale Elasticsearch Clusters
- Kinesis — Work with Real-Time Streaming Data

Internet of Things
- AWS IoT — Connect Devices to the Cloud

Mobile Services
- Mobile Hub BETA — Build, Test, and Monitor Mobile Apps
- Cognito — User Identity and App Data Synchronization
- Device Farm — Test Android, FireOS, and iOS Apps on Real Devices in the Cloud
- Mobile Analytics — Collect, View and Export App Analytics
- SNS — Push Notification Service

Application Services
- API Gateway — Build, Deploy and Manage APIs
- AppStream — Low Latency Application Streaming
- CloudSearch — Managed Search Service
- Elastic Transcoder — Easy-to-Use Scalable Media Transcoding
- SES — Email Sending and Receiving Service
- SQS — Message Queue Service
- SWF — Workflow Service for Coordinating Application Components

Enterprise Applications
- WorkSpaces — Desktops in the Cloud
- WorkDocs — Secure Enterprise Storage and Sharing Service
- WorkMail — Secure Email and Calendaring Service

Resource Groups — Learn more

A resource group is a collection of resources that share one or more tags. Create a group for each project, application, or environment in your account.

Create a Group | Tag Editor

Additional Resources

Getting Started
Read our documentation or view our training to learn more about AWS.

AWS Console Mobile App
View your resources on the go with our AWS Console mobile app, available from Amazon Appstore, Google Play, or iTunes.

AWS Marketplace
Find and buy software, launch with 1-Click and pay by the hour.

AWS re:Invent Announcements
Explore the next generation of AWS cloud capabilities.
See what's new

Service Health

All services operating normally.

Updated: Feb 01 2016 19:42:02 GMT+0900

Service Health Dashboard

6. “Pending Acceptance” 확인 및 “Accept Connection” 클릭

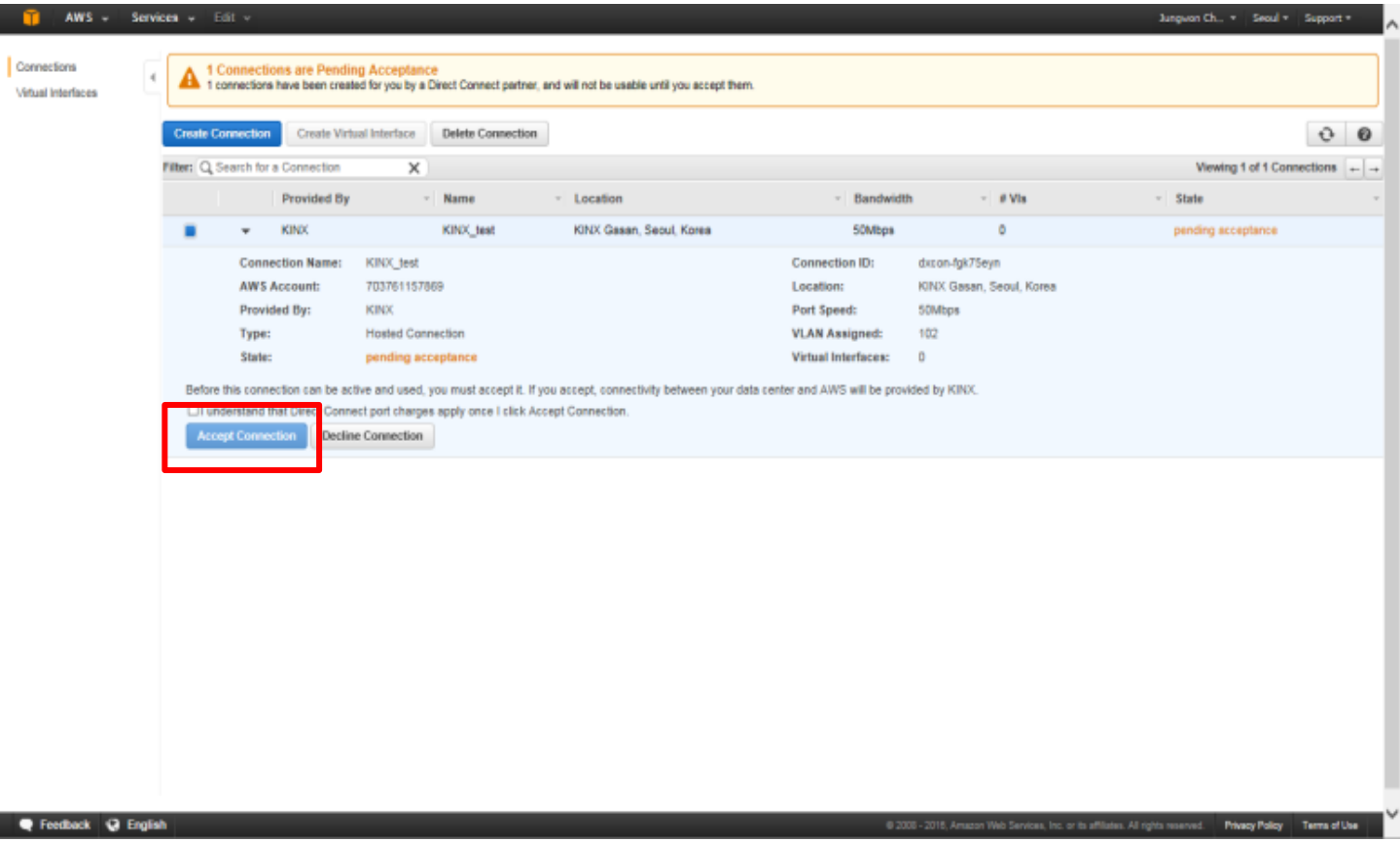

7. “Available” 확인 후 “Create Virtual Interface” 클릭

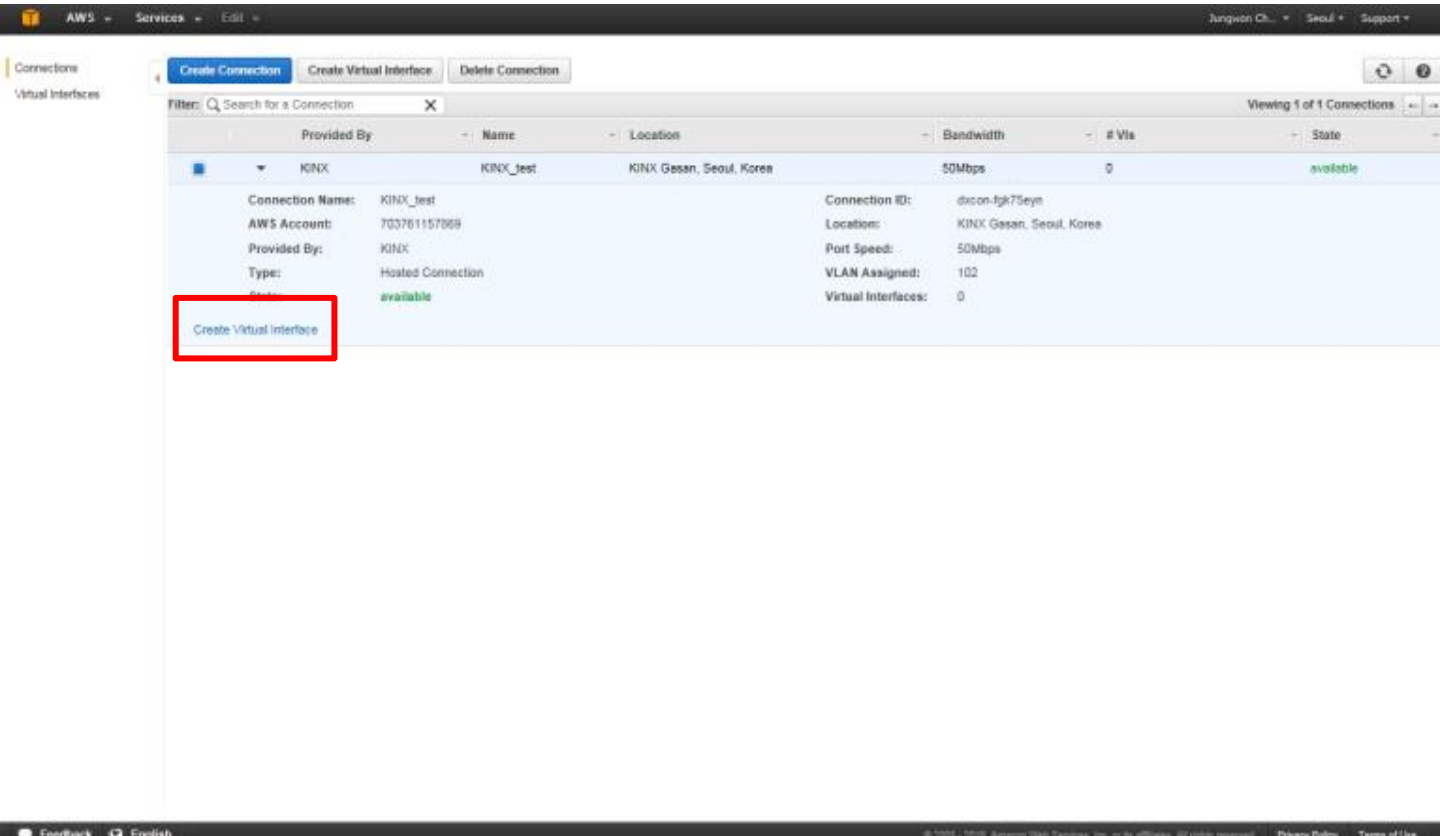

8. Private/Public 선택 및 해당 정보 입력

AWS Services Edit Jungwon Ch... Seoul Support

Connections
Virtual Interfaces

Create a Virtual Interface

You may choose to create a private or public virtual interface. Select the appropriate option below.
◉ Private - A private virtual interface should be used to access an Amazon VPC using private IP addresses.
○ Public - A public virtual interface can access all AWS public services (including EC2, S3, and DynamoDB) using public IP addresses.

Define Your New Private Virtual Interface

Enter the name of your virtual interface. If youre creating a virtual interface for another account, youll need to provide the other AWS account ID. For more information about virtual interface ownership, see 'Hosted Virtual Interfaces' in the AWS Direct Connect Getting Started Guide.

Connection: dxcon-fgk75eyn (KINX_test)
Virtual Interface Name: KINX_test
Virtual Interface Owner: ◉ My AWS Account ○ Another AWS Account
VGW: vgw-998409a9

Enter the VLAN ID, if not already supplied by your AWS Direct Connect partner, and the IP Addresses for your router interface and the AWS Direct Connect interface.

VLAN: 102
Auto-generate peer IPs: ☑

Before you can use your virtual interface, we must establish a BGP session. You must provide an ASN for your router. You will also need an MD5 key to authenticate the BGP session. We can generate one for you, or you can supply your own.

BGP ASN: 65000
Auto-generate BGP key: ☑

Cancel Continue

Feedback English © 2009 - 2016, Amazon Web Services, Inc. or its affiliates. All rights reserved. Privacy Policy Terms of Use

9. “Download Router Configuration” 클릭

AWS Services Edit Jungwon Ch... Seoul Support

Connections
Virtual Interfaces

A Virtual Interface Was Created
You are now ready to configure your equipment and begin passing traffic.

Create Virtual Interface | Delete Virtual Interface

Filter: Search for a Virtual Interface — Viewing 1 of 1 Virtual Interfaces

Name	ID	Connection	VLAN	Type	State
KINX_test	dxvif-fg9f7spr	dxcon-fgk75eyn	102	private	pending

Connection:	KINX_test	VLAN Assigned:	102
ID:	dxvif-fg9f7spr	BGP ASN:	65000
AWS Account:	703761157869	BGP Auth Key:	xWAOe.C53thGvHrNxHSjaQxd
Type:	private	Your Peer IP:	169.254.231.2/30
State:	pending	Amazon Peer IP:	169.254.231.1/30
Connection:	dxcon-fgk75eyn	Virtual Gateway:	vgw-998409a9
Location:	LGKNX		

Download Router Configuration

Feedback English © 2009 - 2016, Amazon Web Services, Inc. or its affiliates. All rights reserved. Privacy Policy Terms of Use

10. 현재 고객이 사용 중인 Router 선택 및 “Download” 클릭

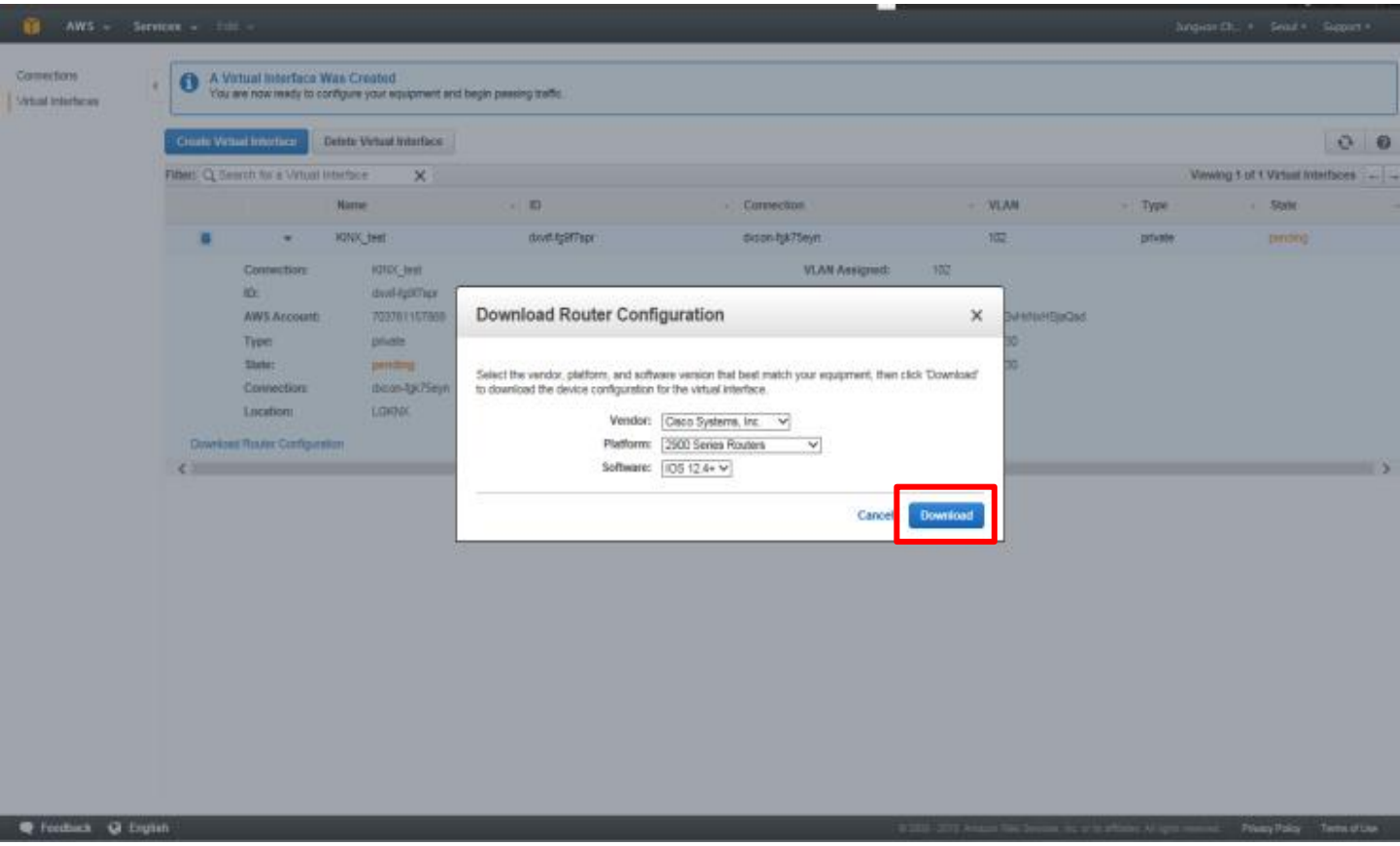

11. 사용 중인 Router에 다운로드 한 Configuration 파일로 설정

```
! Amazon Web Services
! Direct Connect
! Virtual Interface ID: dxvif-fg9f7spr
!
!
-------------------------------------------------------------
----------------------
! Interface Configuration

interface GigabitEthernet0/1
  no ip address

interface GigabitEthernet0/1.102
  description "Direct Connect to your Amazon VPC or AWS Cloud"
  encapsulation dot1Q 102
  ip address 169.254.231.2 255.255.255.252

!
-------------------------------------------------------------
----------------------
! Border Gateway Protocol (BGP) Configuration
!
! BGP is used to exchange prefixes between the Direct Connect Router and
your
! Customer Gateway.
!
```
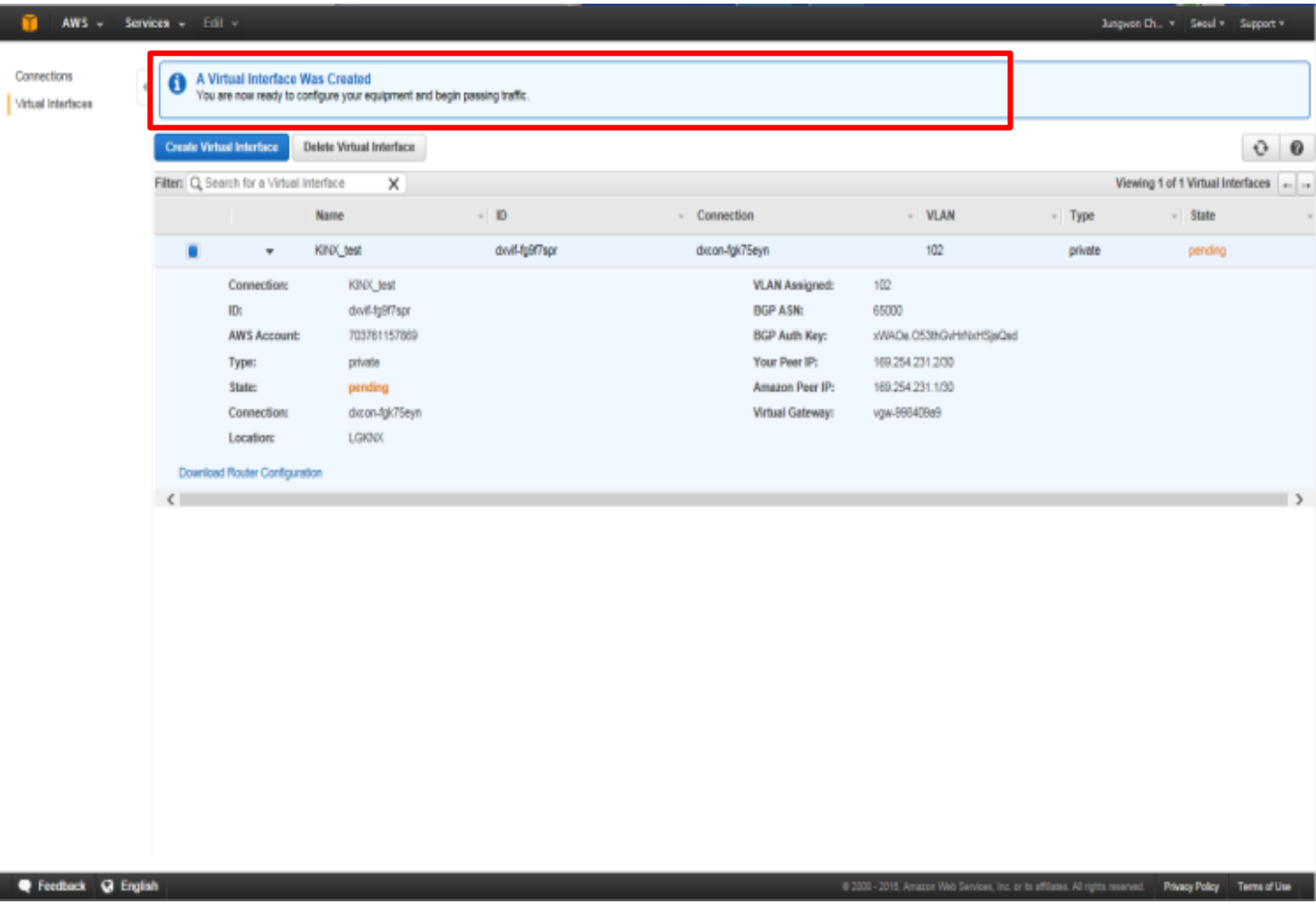
12. ADC 연결 완료 및 서비스 이용